

VivaGoldCorp.com

Advanced Gold Development Project in Nevada

January 2026

TSXV: **VAU** | OTCQB: **VAUCF** | FRANKFURT: **7PB**

Cautionary notes / Technical disclosures

This presentation contains certain information that may constitute forward-looking information or forward-looking statements under applicable Canadian securities legislation (collectively, “forward-looking information”), including but not limited to the exploration potential and target size of the Tonopah Gold Project, metallurgical process route, expected gold recoveries, the potential of the drilling to increase resources, economic viability, mine development potential, and future exploration plans of Viva. This forward-looking information entails various risks and uncertainties that are based on current expectations, and actual results may differ materially from those contained in such information. These uncertainties and risks include, but are not limited to, the strength of the global economy; the price of gold; operational, funding and liquidity risks; the degree to which mineral resource estimates are reflective of actual mineral resources; the degree to which factors which would make a mineral deposit commercially viable are present; the risk of applying for and receiving permit approvals; availability of water and water rights, the risks and hazards associated with mining operations; and the ability of Viva to fund its capital requirements. Risks and uncertainties about the Company’s business are more fully discussed in the Company’s disclosure materials filed with the securities regulatory authorities in Canada available at www.sedar.com. Readers are urged to read these materials. Viva assumes no obligation to update any forward-looking information or to update the reasons why actual results could differ from such information unless required by law.

Cautionary Note to U.S. Investors ---Effective February 25, 2019, the SEC adopted new mining disclosure rules under subpart 1300 of Regulation S-K of the United States Securities Act of 1933, as amended (the “SEC Modernization Rules”). As a result of the adoption of the SEC Modernization Rules, the SEC now recognizes estimates of “Measured Mineral Resources”, “Indicated Mineral Resources” and “Inferred Mineral Resources”. In addition, the SEC has amended its definitions of “Proven Mineral Reserves” and “Probable Mineral Reserves” to be substantially similar to corresponding definitions under the CIM Standards. While the SEC Modernization Rules are “substantially similar” to the CIM Standards, readers are cautioned that there are differences between the SEC Modernization Rules and the CIM Standards.

PEA Cautionary Note – Readers are cautioned that the PEA is preliminary in nature, it includes inferred mineral resources that are considered too speculative geologically to have the economic consideration applied to them that would enable them to be categorized as mineral reserves, and there is no certainty that the PEA results will be realized. Mineral Resources that are not mineral reserves do not have demonstrated economic viability. Additional work is needed to upgrade these mineral resources to mineral reserves.

Accounting Note - All-in Sustaining Cost per ounce is a non-US GAAP and a non-IFRS financial measure. The Company believes that these measures provide investors with an improved ability to evaluate the prospects of the Company. As the Project is not in production the prospective non-IFRS/GAAP financial measures or ratios may not be reconciliated to the nearest comparable measures under IFRS or U.S. GAAP and the equivalent historical financial measure for each prospective non-IFRS/GAAP measure or ratio discussed herein is nil\$.

Mr. James Hesketh, President & CEO of Viva Gold, MMSA-QP and Qualified Person under NI43-101, has to the extent possible, verified that the historical and project data contained herein is reliable and has approved that content. Mr. Hesketh is not independent and is an officer and director of the Company. As disclosed in the Preliminary Economic Assessment (PEA), NI43-101 Technical Study, Tonopah Gold Project, Tonopah, Nevada, dated August 20, 2025 and filed on Sedar: Brian Thomas, P.Geo. of WSP, is the qualified person, as defined by NI 43-101, responsible for the preparation of the MRE. Jason Baker, P.Eng. of WSP, is the qualified person, as defined by NI 43-101, responsible for the mining method. Rick McBride, P.Eng. of WSP, is the qualified person, as defined by NI 43-101, responsible for integration of the costs into the cashflow model, and Caleb Cook, PE of KCA is qualified person for metallurgy and processing.

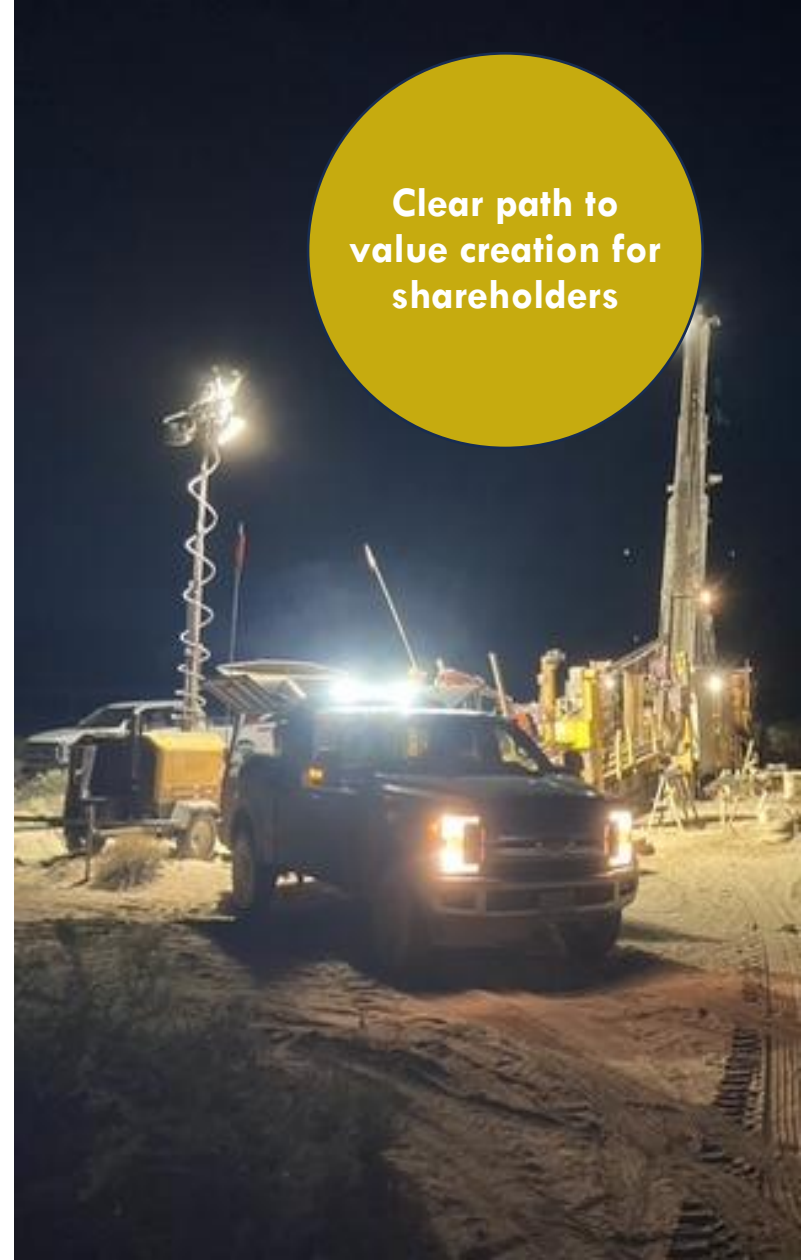
Note: All costs in this presentation are in US Dollars and all measurements are metric units unless otherwise noted.

Viva Gold

Derisked with Substantial Upside

- ❖ **Tonopah Gold Project with 86% Measured and Indicated** Preliminary Economic Assessment (PEA) gold resource is ready for feasibility study and permitting in a highly favorable permitting environment
- ❖ **Optionality:** Shallow high grade in starter pit allows option to bring grade forward, while deferring capital cost for low-grade processing – trade-off study in feasibility
- ❖ **Multiple exploration targets** identified for future resource growth and additional mine life
- ❖ **Opportunity for investors** to position themselves ahead of the typical re-rating that occurs when gold projects become permitted in Nevada

Clear path to
value creation for
shareholders



PRODUCTION AND M&A ACTIVITY

Kinross Gold – Round Mountain Mine

2025 215K oz Au produced in 2024 with LOM production of over 16 million ounces. Pit expansion with elevated gold price and over 5,200 meters of Phase X underground mine development completed.

Centerra Gold – Goldfield District Project

2025 Proceeding with open pit/heap leach project to produce 533K ounces Au over a 7-year mine life at a capital cost of US\$252 million, AISC of \$1,392/Oz. Acquired permitted Goldfield District Project in 2022~ US\$206M (**~US\$170/Oz**)

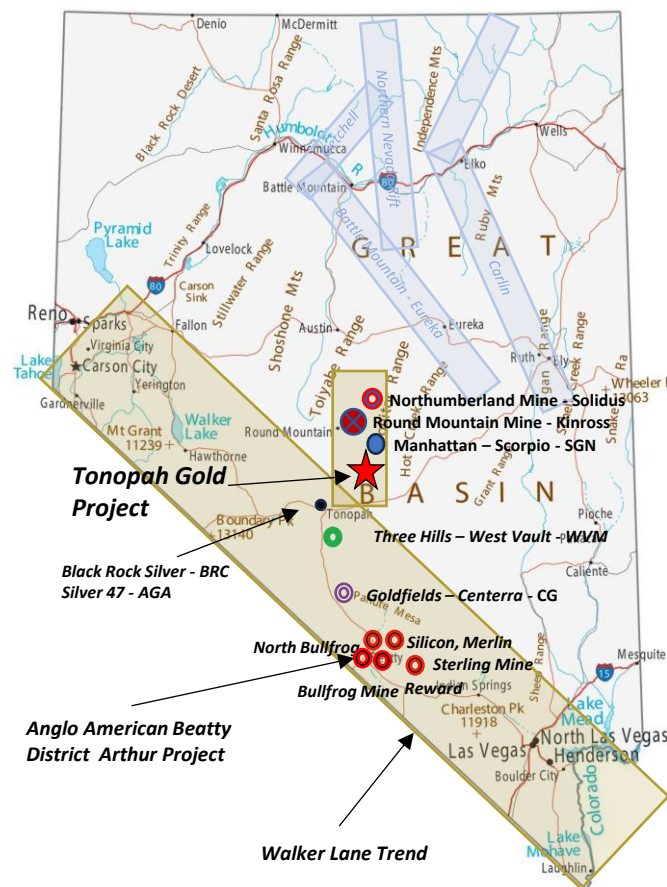
AngloGold – Arthur Project

Acquisition + discovery has developed multiple projects with ~15 million ounces of gold resource including 1.0 M Oz reserve. Moving forward on initial North Bullfrog open pit/heap leach/mill project.

Sept 2022	Acquired Coeur Mining's Sterling-Secret Pass US\$150M (\$165/Oz)
------------------	---

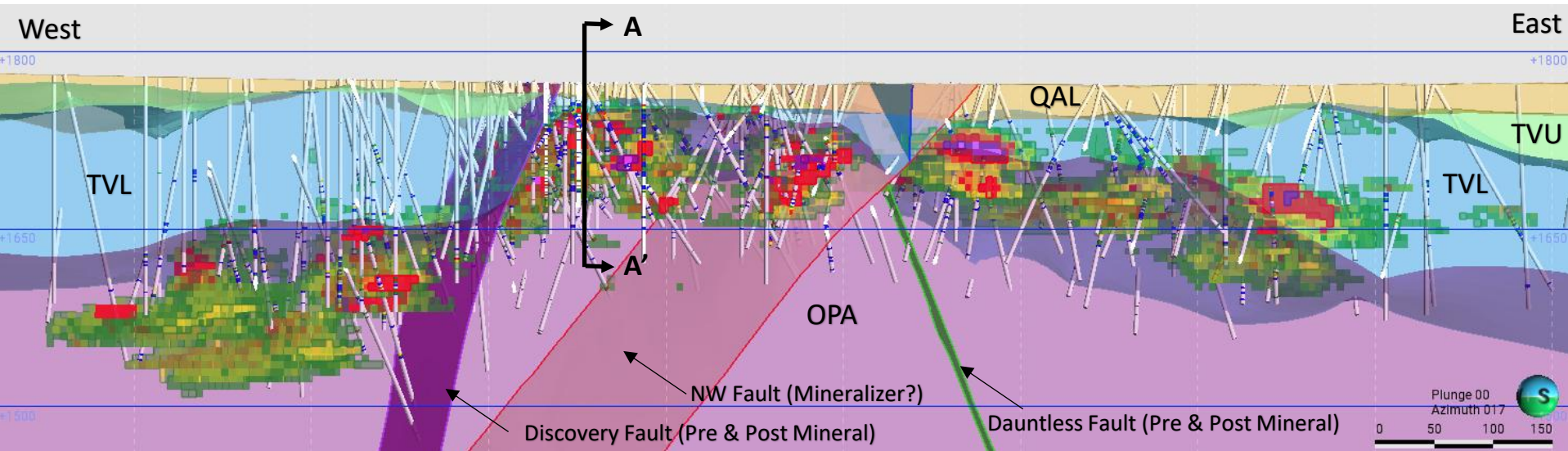
Sept 2021 Acquired Corvus Gold - North Bullfrog and Mother Lode **US\$450M**
(\$170/Oz)

July 2025	Acquisition of Augusta Gold announced (Bullfrog Mine and Reward project) for US\$144 million cash + debt payout (US\$76/Oz)
------------------	--



Tonopah Project Geology – Excellent Mining Potential

Geologic Long Section Showing Resource Blocks, Structure and Lithology



- ❖ Gold controlled by both lithology and structure with multiple high-grade zones over 1.5 Km strike length
- ❖ Intensely oxidized, coarse and micro-fine free gold, as well as disseminated gold mineralization
- ❖ Ideal geometry for open pit mining: gold mineralization occurring in sub-horizontal zones from 10 to 200 meters depth and an up to 300 meters wide
- ❖ High-grade starter pit options

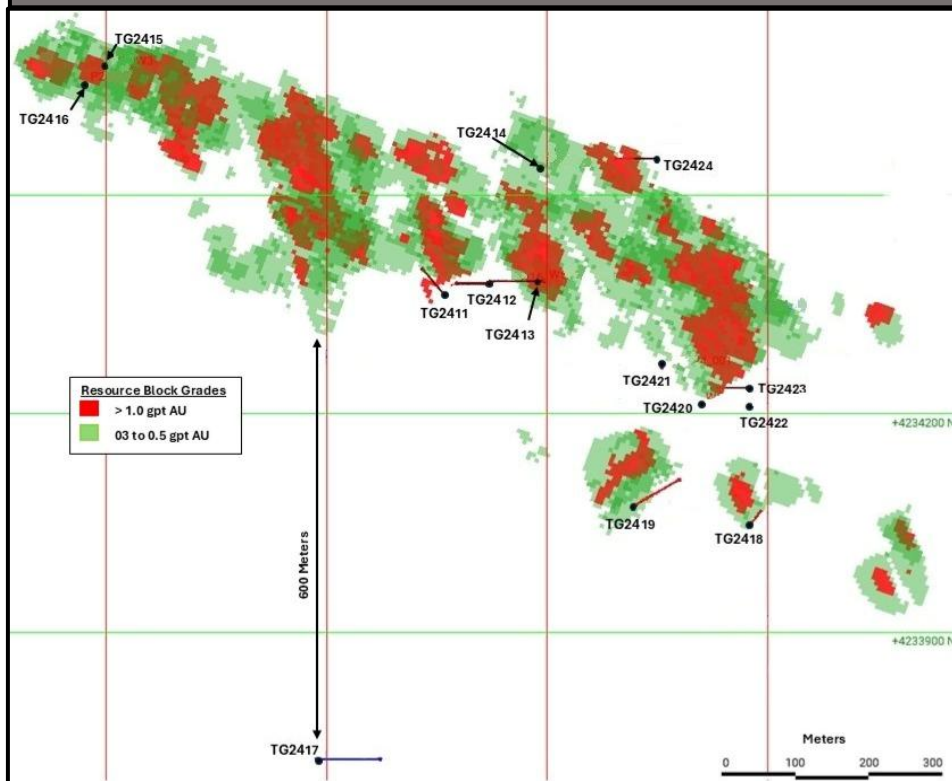
Resource Block Grades

- > 5.0 g/t Au
- 1.0 to 5.0 g/t Au
- 0.30 to 1.00 g/t Au

QAL = Quaternary Alluvium
 TVU = Upper Tertiary Volcanics
 TVL = Lower Tertiary Volcanics
 OPA = Ordovician Palmetto Argillite

Tonopah Geology Successful 2024-2025 Drill Program

Tonopah Fall 2024 Drillhole Map



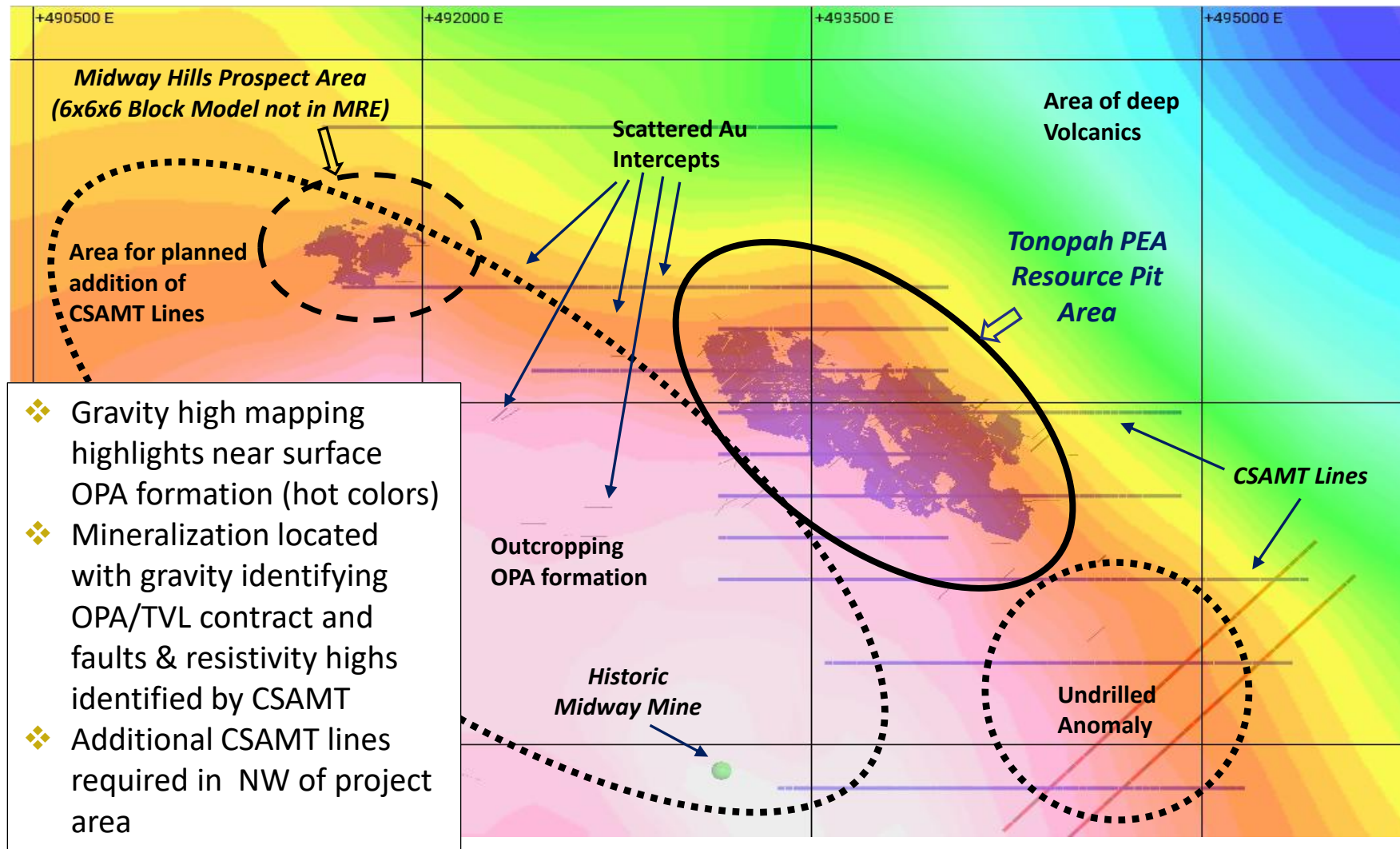
TG 2417 – 600 M step-out targeting a geophysical anomaly intercepted 0.5 gpt Au, 3.4 gpt Ag, discovered range front fault location

Tonopah Fall 2024 Reverse Circulation Drilling Program

Hole	Azimuth	Dip	From	To	Length	Gold Grade	Silver Grade
			Meter	Meter	Meter	Gram/Tonne	Gram/Tonne
TG2424	270	-70			170		
			128	158	30.5	0.9	2.1
including			131	136	4.6	2.2	4.7
including			154	158	4.6	2.6	4.5
TG2423	270	-70			140		
			34	37	3.0	0.8	1.0
			49	61	12.2	0.6	3.0
			67	72	4.6	0.7	2.3
TG2422	n/a	-90			122		
			23	53	30.5	2.3	7.4
including			24	38	13.7	4.5	8.6
			62	78	15.2	0.4	4.8
			99	105	6.1	4.4	4.0
including			99	101	1.5	16.3	3.9
TG2415	n/a	-90			261		
			155	160	4.6	0.4	1.6
			174	181	7.6	3.3	18.1
including			178	180	1.5	12.7	15.7
			189	200	11	0.5	10.2
			210	232	21	1.6	4.8
including			212	216	4.6	2.6	5.6
including			221	224	3.0	4.2	9.1
TG2414	n/a	-90			152		
			49	52	3.0	0.3	1.3
			61	70	9.1	1.0	2.6
including			64	67	3.0	2.4	3.0
			130	139	9.1	1.0	1.9

Tonopah Exploration Upside

Geophysical methods proven for gold discovery



Tonopah Project MRE – High Confidence Gold Resource¹

Mineral Resource Estimate (“MRE”) – Effective June 13, 2025

Classification	Tonnes	Au Grade	Ag Grade	Contained Gold	Contained Silver
	x 1,000	Grams/Tonne	Grams/Tonne	Ounces	Ounces
Measured	1,691	1.41	3.11	77,000	169,000
Indicated	25,002	0.53	1.98	427,000	1,593,000
Measured + Indicated	26,693	0.59	2.05	504,000	1,762,000
Inferred	6,905	0.37	1.81	83,000	402,000

Notes:

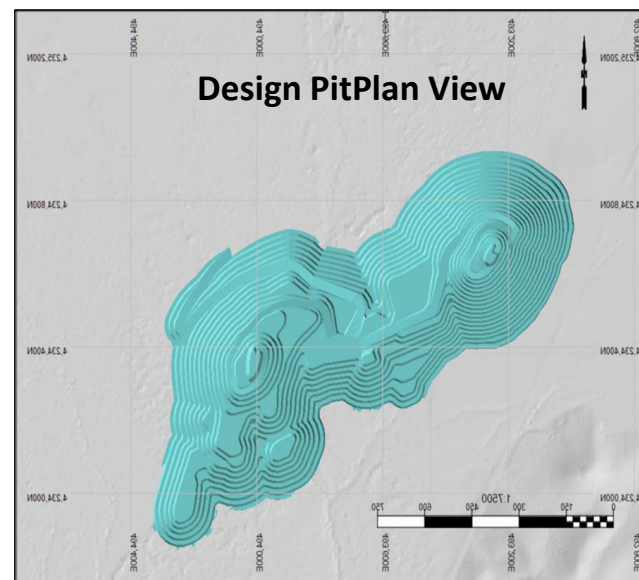
1. Key constraint inputs included reasonable assumptions for operating costs, geotechnical slope parameters, forecast Au prices, and a minimum Cut-off Grade of 0.15 g/t Au.
2. Mineral Resource Estimate was constrained by conceptual pit shells for the purpose of establishing reasonable prospects of eventual economic extraction
3. The Cut-off Grade assumes a gold price of US\$2,200 and a revenue factor of 1.2 (equivalent to US\$2,640 gold price), and includes all material that can be economically processed
4. Heap leach recovery of 75% was assumed.
5. Mineral Resource categorization of Measured, Indicated and Inferred Mineral Resources presented in the summary table is in accordance with the CIM definition standards (CIMDS, 2014).
6. Mineral Resources are believed to have a reasonable expectation of being extracted economically, they are not Mineral Reserves.
7. Inferred Mineral Resources are considered too speculative geologically to have the economic considerations applied to them that would enable them to be categorized as Mineral Reserves.
8. There is no certainty that all or any part of this Mineral Resource will be converted into Mineral Reserve.
9. Brian Thomas, P.Geo. of WSP, is the qualified person, as defined by NI 43-101, is responsible for the preparation of the Mineral Resource Estimate

- ❖ Measured and Indicated resource is **86%** of total contained gold ounces
- ❖ High confidence gold resource ready for development level engineering study
- ❖ Exploration upside potential remains both in and outside of PEA pit area.

2025 PEA Highlights – Production

Mined Resource	
Gravity/CIL Mill Feed Tonnes (x1,000)	4,518
Gold Grade – gram per tonne (“g/t”)	1.75
Silver Grade – g/t	3.35
Heap Leach Feed Tonnes (X1,000)	19,046
Gold Grade – g/t	0.37
Silver Grade – g/t	1.69
Mine Concept	
Daily Mining Rate	45,000 Tonnes/day
Crushing Plant	10,000 Tonnes/day
Gravity, CIL Mill Circuit	2,000 Tonnes/Day
Agglomeration/Heap Leach	8,000 tonnes/Day
Strip Ratio	3.9 Tonnes Waste/Tonne Mineral
Production Data	
Life of Mine	7 Years + 1-year residual leach
Annual Production	76,000 Oz/Year Years 1&2
	50,000 Oz/Year Years 3 to 7
Total Payable Gold Produced	404,496 Ounces
Total Payable Silver Produced	354,457 Ounces
Capital Costs – USD Million (M)	
Initial Capital	\$219.9 M
Initial Working Capital	\$22.2 M
LOM Sustaining Capital	\$70.4 M
Reclamation & Closure	\$12.0 M
Operating Costs (Average LOM)	
All-In sustaining Cost per Ounce	\$1,264
Cash Cost of Production per Ounce	\$1,169

- ❖ **Results** demonstrate project viability at \$2,400 Au price with full capital costing including owner mining, no short-cuts taken
- ❖ **Low AISC and Cash Cost** = gold price leverage



2025 PEA Highlights - Economic Analysis¹

Post-Tax			
Gold Price USD/Ounce	IRR%	NPV 5% (USD 1,000)	NPV %/Share ²
\$2,000	2.9%	\$13,370	\$0.09
\$2,400	17.6%	\$111,617	\$0.77
\$2,800	30.8%	\$236,342	\$1.62
\$3,200	43.1%	\$361,066	\$2.48
\$3,400	49.1%	\$423,428	\$2.91
\$3,800	60.6%	\$548,153	\$3.77
\$4,000	66.1%	\$610,515	\$4.20

Pre-Tax	
IRR%	NPV 5% (USD 1,000)
5.1%	\$4,309
20.6%	\$138,617
34.6%	\$272,925
47.7%	\$407,233
54.0%	\$474,386
66.3%	\$608,694
72.3%	\$675,848

Capital Costs – USD Million (M)	
Initial Capital	\$219.9 M
Initial Working Capital	\$22.2 M
LOM Sustaining Capital	\$70.4 M
Reclamation & Closure	\$12.0 M
Operating Costs (Average LOM)	
Mining – Owner Mining	\$1.95/tonne material
Processing – Mill	\$16.43/tonne milled
Processing – Heap Leach	\$6.62/tonne leached
G&A including surety premium	\$4.4 million annually
All-In sustaining Cost per Ounce	\$1,264
Cash Cost of Production per Ounce	\$1,169

❖ Results demonstrate potential project viability with strong leverage to gold price

Notes:

- 1) Sensitivity analysis based on changing gold price only
- 2) NPV/Share based on 145,531,635 shares outstanding
- 3) PEA used a base case gold price of \$2,400
- 4) Preliminary Economic Assessment (PEA), NI43-101 Technical Study, Tonopah Gold Project, Tonopah, Nevada, dated August 20, 2025 and filed on Sedar.

Forward Looking Tonopah Optimization Program

Improve Capital Efficiency

- ❖ **Trade-off study** to look at deferring construction of heap leach system until 2-4 years after CIL mill start-up.
 - Initial production only from gravity/CIL mill
 - Re-design pit to mine additional shallow CIL mill feed while deferring mining of low-grade heap leach material
 - Reduce mill size to improve LOM mill capacity utilization: 1,500 tpd vs 2,000 tpd?
 - Stockpile low-grade heap leach material from early mining for processing later in mine life
 - Use operating cash-flow from mill to mitigate impact of heap leach construction cost
 - Accelerate initial permitting efforts
- ❖ **Metallurgical study** to determine feasibility of coarse crush or ROM heap leach to reduce both capital and operating cost of low-grade leach system
- ❖ **Complete geotechnical update study** using all available data developed by Viva with goal of increasing pit slope angle to reduce overall mining cost
- ❖ **Additional Geologic Work** including additional geophysical (CSAMT) survey and drilling to test resource growth targets.

Infrastructure & Permit Status

- ❖ **Paved State Highway** access
- ❖ **Tonopah Public Utility Commercial Water Pipeline** on east boundary of claim block; utility controls substantial water rights.
- ❖ **NV Energy 15 kV power line** follows pipeline: systems upgradable to 25 kV under existing permits.
- ❖ **Initial Environmental Assessment & Cultural Resources Studies Completed**; Newmont, 2003.
- ❖ **Exploration Permitted** under Plan of Operations for up to 75 acres of cumulative disturbance.



**EXCELLENT
INFRASTRUCTURE**
Paved road, Commercial
power
& Water

Baseline Environmental Study

Initial Baseline Needs Assessment Meeting held with US Bureau of Land Management

Ongoing and Completed Baseline Study Work Includes:

- ❖ Biologic studies accepted by BLM
- ❖ Quarterly water sampling – over 7 years of data
- ❖ Seeps and springs studies
- ❖ Geochemical rock characterization study accepted
- ❖ 2003 archaeological and cultural resource studies updated
- ❖ Hydrologic pump tests completed
- ❖ Pit & stormwater disposal options permits received for 2026 completion.

Community Outreach:

- ❖ Town of Tonopah/Tonopah Public Utilities: Information sharing on development planning, hydrologic and water quality test work, and other environmental programs



Tonopah Project

Next 2-year Workplan

- ❖ **PEA and Updated MRE Completed:**
Demonstrates potential for viable mining project
- ❖ **Feasibility Study:** Commence in 2026 with goal of optimizing economics and developing implementation plan – 9 to 12 months to complete
- ❖ **Plan of Operations:** Detailed impact plan developed during Feasibility Study work
- ❖ **Baseline Studies:** complete remaining required baseline study work based on Feasibility design
- ❖ **EIS Study:** Utilize Plan of Operations and required Baseline Studies to initiate NEPA EIS level permitting review – one year process
- ❖ **Financing Discussions:** Runs in parallel to permitting process

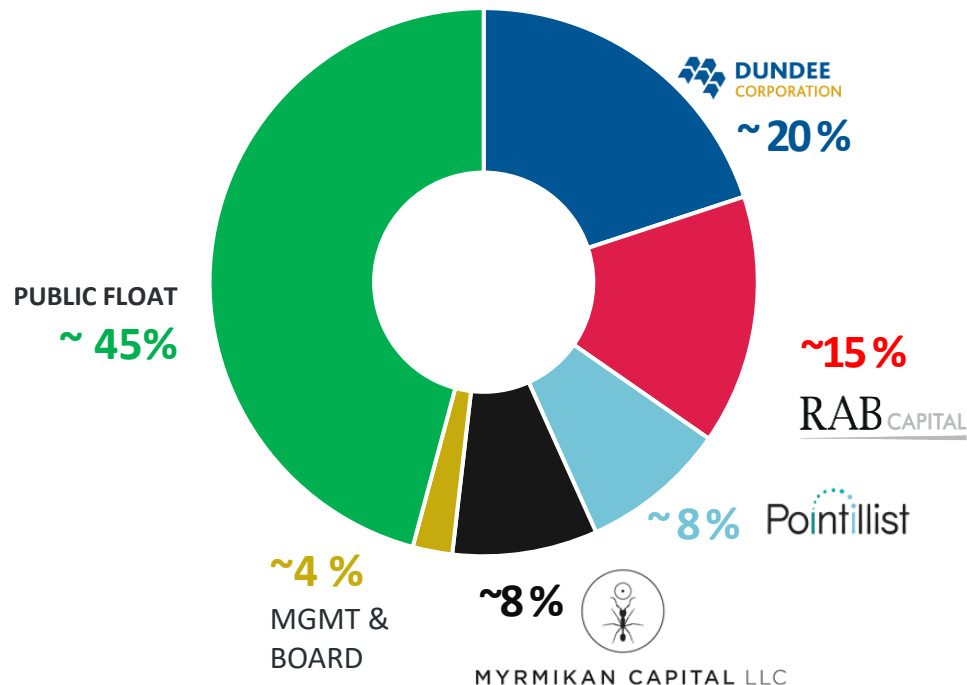
Note: Timelines are subject to availability of personnel, contractors, and adequate financing



VIVA Gold - Capital Structure

Capital Structure as of December 31, 2025

Shares Outstanding	172.0 M
Stock Options ¹	7.9 M
Warrants Outstanding ²	52.4M
Fully Diluted	232.4 M
Market Capital	~\$34.0 M



1) 1.65M @ 0.165 ex . Price, exp June 2026; 0.25M @ \$0.125, exp Dec 11, 2026, 2.75M @ \$0.165, exp July 24, 2027; 3.25M @ \$0.12, exp Sept 2, 2028.

2) Warrants: 14.9M @ \$0.23, exp March 26, 2026; 11.7M @ \$0.18 exp Dec 11, 2026; 2.3M @ \$0.22, exp July 9, 2027; 4.0M @ \$0.22, exp Aug 8, 2027; 12.8M @ \$0.17, exp April 2028; 13.6M @ \$0.24, exp Dec 2028.



Top Tier Management & Board

CHRISTOPHER HERALD, *Chairman & Director*

President, CEO and Director Solitario Resources Corp; former Chairman, Denver Gold Group; former positions with Crown Resources, Echo Bay Mines, Anaconda Minerals; M.S. in Geology, Colorado School of Mines; B.S. in Geology, University of Notre Dame

JAMES HESKETH, *President, CEO & Director*

Former CEO Atna Resources Ltd.; Canyon Resources Corp; former positions with NM Rothschild & Sons, Cyprus Amax Minerals, Pincock, Allen & Holt Inc. and Dresser Industries; B.S. in Mining Engineering, M.S. in Mineral Economics, Colorado School of Mines

STEVEN KRAUSE, *CFO*

President, Avisar Chartered Accountants; former CFO, Bear Creek Mining; B.B.A., Trinity Western University; Registered CPA, Illinois

ANDY BOLLAND, Director

Former Hatch Ltd, US Director of Mining and Mineral Processing; former Barrick Gold, Director Operations for Barrick Gold of North America; B.S. Chemical Engineering, Strathclyde University

DAVID WHITTLE, Director

Former CEO, Mountain Province Diamonds; former CFO positions with Glenmore Highlands Inc, Alexco Resources Corp, Hillsborough Resources Limited, and Lytton Minerals Limited; Bachelor Finance, UBC; Chartered Professional Accountant

TED MAHONEY, Director

Consulting Geologist; former Chief Geologist, Kinross Round Mountain Mine; Chief Geologist & Business Development Manager, Barrick North America

ADRIAN GOLDSTONE, Director

Currently the Managing Director Technical, Dundee Corporation (DC.A: TSX); From 2006 to 2014, Adrian Goldstone was Vice President of Dundee Precious Metals; BS and MS University of Auckland and has over 35 years of experience in the mining industry.

Viva Gold Value Proposition

Premise:


- ❖ **Tonopah** gold project checks all boxes for a successful mine development opportunity with resource expansion potential in America's best mining jurisdiction

Goal:

- ❖ **Re-rate** Viva shares through permitting and demonstration of Tonopah Gold Project as a mine development opportunity

Future:

- ❖ **Growth** – drill known exploration targets to extend mine life
- ❖ **Hub and Spoke** – Potentially utilize resulting fully owned process facilities for toll milling, and to support acquisition, merger and joint venture of additional gold and silver deposits in the Tonopah district



VivaGoldCorp.com



JAMES HESKETH

President and CEO 720-291-1775
jhesketh@vivagoldcorp.com

GRAHAM FARRELL

Investor Relations 416-842-9003
graham.farrell@vivagoldcorp.com

TSXV: **VAU** | OTCQB: **VAUCF** | FRANKFURT: **7PB**